

Rabbit Mountain Horse Training Presents:
**Our Program Foundations
Clinic**

When: June 29th and 30th 2019

Where: Rabbit Mountain Horse Training; 4138 Highway 11/17

Cost: \$250.00(+HST) per horse and rider combination for both

More information:


This clinic focuses on the principals of our personal training program. It is our belief that the better understanding you have of the basics of horsemanship, the better prepared you and your horse will be to excel in all other areas.

Each day we will spend the morning focusing on groundwork exercises. Lunch will be provided in the afternoon (please alert us to any food allergies or intolerances). After lunch participants will be asked to saddle their horses and the second part of the day will be spent riding. ***Each participant is allowed to have one (1) individual attend with them for no fee as a groom/handler.*** There will be no auditors. If you are having a groom attend please complete page seven with their information.

Overnight boarding will be available at the cost of \$25.00 a day.

A non refundable deposit of \$125.00 will be required 30 days prior to the start of the clinic. This is due by May 29th.

Please read the application through in its entirety and contact us if you have any additional questions either through our Facebook Page, email (horsecentric@gmail.com) or via telephone; 807 621 4522.



Applicant Information:

Name

First

Last

Address

City

Country

Province

Contact Information:

Phone

Email

Horse Information:

Name

Age


Sex

Breed

Horse's Training Level

What would you like to accomplish from participating in this clinic?

Current Personal Liability Insurance _____ Policy Number _____




Additional Information and Horse Requirements

Requirements:

- o I understand this is a physically demanding clinic. I am healthy and able to participate
- o I will be responsible for the health, care, cleaning stalls and feeding of my horse throughout the clinic
- o I am confident in riding my horse on a loose rein at the walk, trot and canter in a group setting (What does this mean? You must be confident in riding your horse on a loose rein at the walk, trot and canter without grabbing a hold of the saddle, horse or grabbing the horse's sides tightly with your legs. This clinic is not for beginner riders learning how to develop balance and a secure seat. You must have a good independent seat at the *walk, trot and canter*. If you are unsure about this part please contact us for additional information.)
- o I am confident cantering my horse in a loose rein in a small group setting with other horses

My Horse's Ability:

- o I am participating with a MARE or a GELDING (not a stallion) that is sound and healthy at the time of the clinic
- o The horse I am participating on has had at least 60 rides
- o My horse is reasonably manageable, both on the ground and under saddle
- o I understand that a clinician will not be able to spend extra time with my horse to the point of disrupting the rest of the class
- o Rabbit Mountain Horse Training reserves the right to excuse any participant if they are deemed unsound or have been found mistreating an animal. *This dismissal is at the discretion of the clinician and no refund shall be given.*



Rider Requirements and Checklist

Rider's Responsibilities:

- o Proper riding boots with a heel are required
- o A helmet is required for all riding activities
- o You must have a rope halter and a 14'-16' lead rope for the ground work portion. Clinicians do have a number of spare pieces of equipment that can be borrowed if it is requested at least 2 weeks prior to the clinic
- o Stick with string ("handy stick/carrot stick" NOT a lunge whip)
- o Bridle with snaffle bit and chin straps; No shank bits
- o Well-fitting saddle, pad and correctly sized girth
- o Sports medicine boots or wraps of some kind are highly recommended as this is a physically demanding clinic for both rider and horse
- o I am consenting to Rabbit Mountain Horse Training taking photos of me and/or my horse to be used in any related narrative, news story, publication or advertising of any kind


By signing below I am confirming I have read all of the clinic requirements above and am in agreement to all portions.

Signature

Date

Printed Name

Any food intolerances or allergies (please list):



Deposit Information & Frequently Asked Questions


If you have any questions after reading the application please contact us for any clarification or additional information. We are open to working with riders of all levels and their horses and our main focus is to ensure a safe and fun learning environment for all of our participants.

Payment Information:

- A 50% deposit (\$125.00) is required 30 days prior to the start of the clinic. This is due by May 29th 2019.
- The remainder of the payment is due the Saturday morning of the clinic. Contact us for payment information.

Frequently Asked Questions:

- "I cantered my horse 3 years ago but I haven't cantered since; is this clinic for me?"
Answer: Please contact us with more information. We are willing to work with you in this clinic but you must be somewhat confident in managing your horse at the canter or prepared to sit this portion out.
- "I cantered my friend's horse but never the one I intend to bring to the clinic; is this clinic for me?"
Answer: Unless you intend on bringing your friends horse, no.
- "I cantered my horse two months ago but he bucked me off and now I'm afraid to canter."
Answer: We are more than happy to assist you with lessons outside of the clinic but this is not the clinic for you.
- "My horse is sound at the walk but is sore at the trot and canter; can I still participate?"
Answer: Even the groundwork portion of this clinic will include trotting and cantering. It is probably best if you audit another clinic prior to this one.



Exercises and Expectations


Please read over and review the list of exercises we will be focusing on throughout the clinic. We will explain in detail and demonstrate each exercise during the clinic and help each participant ensure they receive a full understanding of each step in our Foundations Program.

Groundwork Portion (Split over three mornings)

1. Desensitizing
2. Yielding (Hindquarters and Forequarters)
3. Lunging Part One
4. Back and Forth
5. Back and Forth (with motion)
6. Backing Methods 1-2-3-4
7. Flexing Both Ways
8. Circling
9. Obstacles
10. Desensitizing to Objects

Riding Portion (Split over three afternoons)

1. Flexing with Bridle
2. One Rein Stops
3. Cruising Around
4. Gears on the Fence
5. Diagonals
6. Yield the Hindquarters
7. Circling at the Walk
8. Vertical Flexion
9. Backing
10. Flower Exercise
11. Post 2 Post Exercise
12. Rollbacks



Groom Application

Each participant is allowed to have one (1) individual attend with them for no fee as a groom/handler. If you are having someone attend as your groom please fill out the form below.

Groom's First Name

Groom's Last Name

Phone Number

Groom's Signature