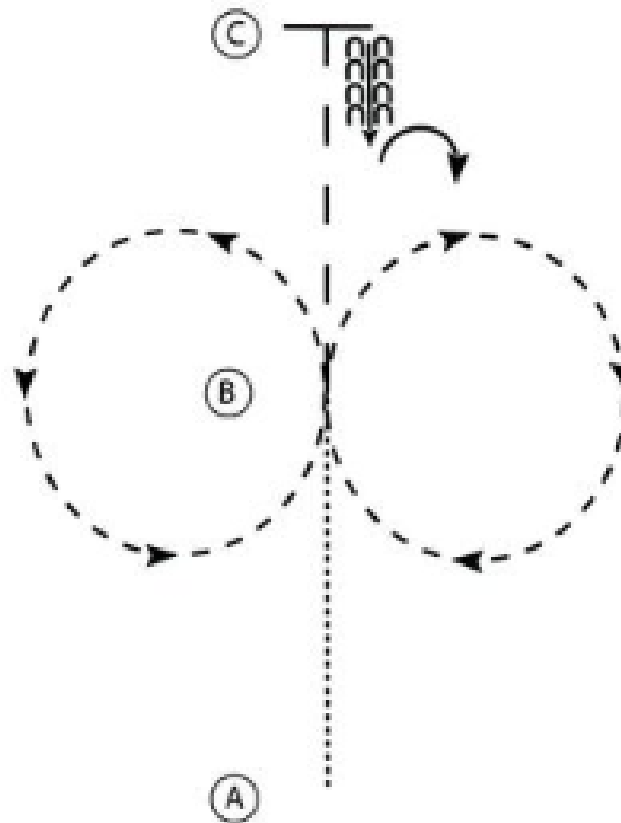


RMHT Summer Showcase Pattern Book Day 2

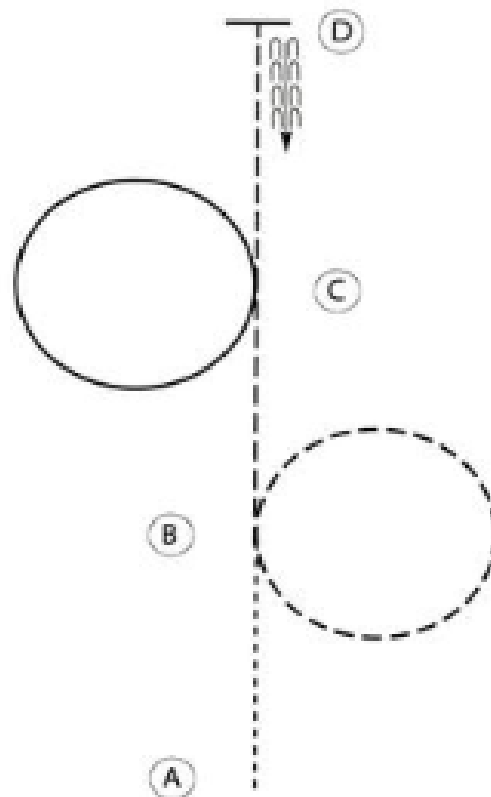
Equitation Pattern for Class 51:



1. Walk A to B
2. Sitting trot circle to the right
3. Posting trot circle to the left
4. At B extend the trot to C
5. Stop at C and back 4 steps
6. Perform a 90 degree turn to the right

Walk
Trot	- - - - -
Extended Trot	- - - - -
Canter	—————
Leg Yield	
Lead Change	↘
Back	3333 3333
Marker	(B)
Sidepass	- - - - -

Equitation Pattern for Classes 52, 53 & 54:



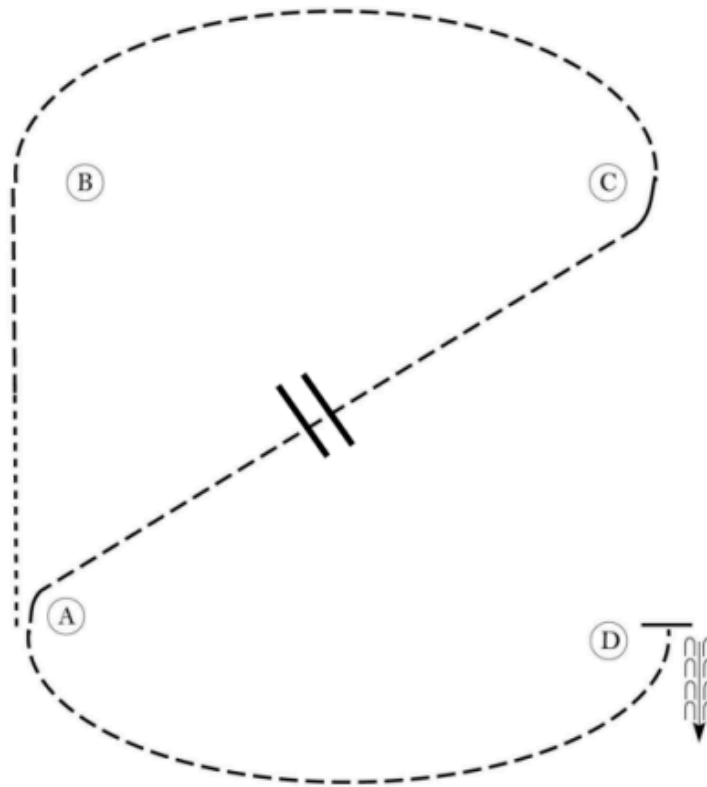
Be ready at A.

1. Walk from A to B.
2. At B, posting trot circle to the right on proper diagonal.
3. Continue posting trot to C.
4. At C, canter a circle to the left on the left lead.
5. After returning to C, break to a sitting trot from C to D.
6. At D, stop and back approximately one horse length.

Follow the instructions of your ring steward.

Walk	-----
Trot	- - - - -
Extended Trot	— — — —
Canter	— — — —
Leg Yield	
Lead Change	— / —
Back	← ← ← ← ←
Marker	Ⓚ
Sidepass	← — — — →
Hand Gallop	— — — —

English Versatility Class Pattern for Class 55:



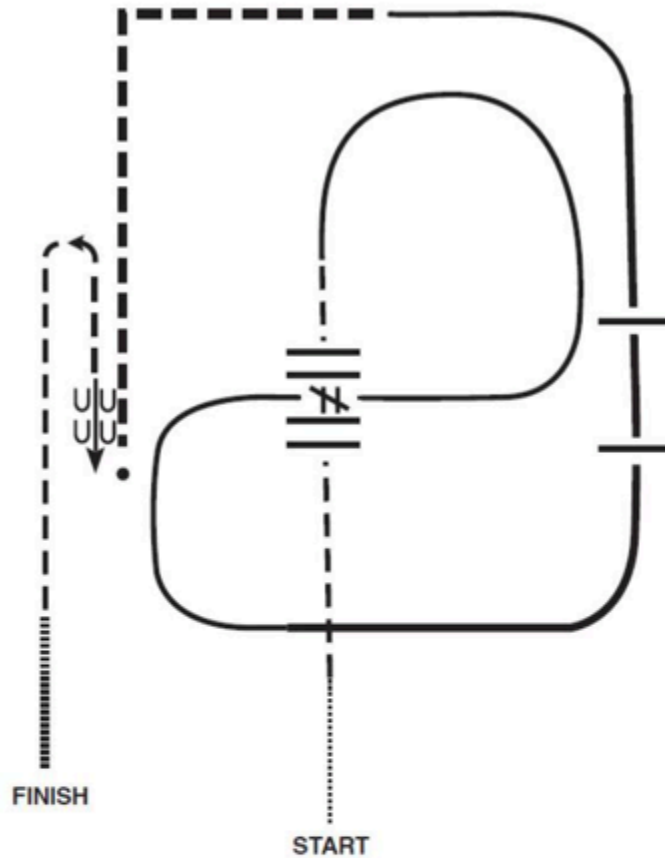
Be ready at A.

1. Walk halfway to B.
2. Sitting trot to B.
3. Trot on left diagonal from B, to and around C, and halfway to A.
4. Change diagonals halfway to A.
5. Trot on the right diagonal around A and to D.
6. Stop at D and back approximately one horse length.

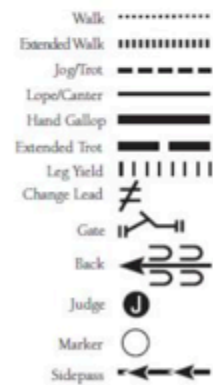
Walk off and follow the directions of ring steward.

Walk	-----
Trot	- - - - -
Extended Trot	-----
Canter	-----
Lead Change	-----
Back	← 3333 5555
Cone	(B)
Hand Gallop	-----
Diagonal Change	////

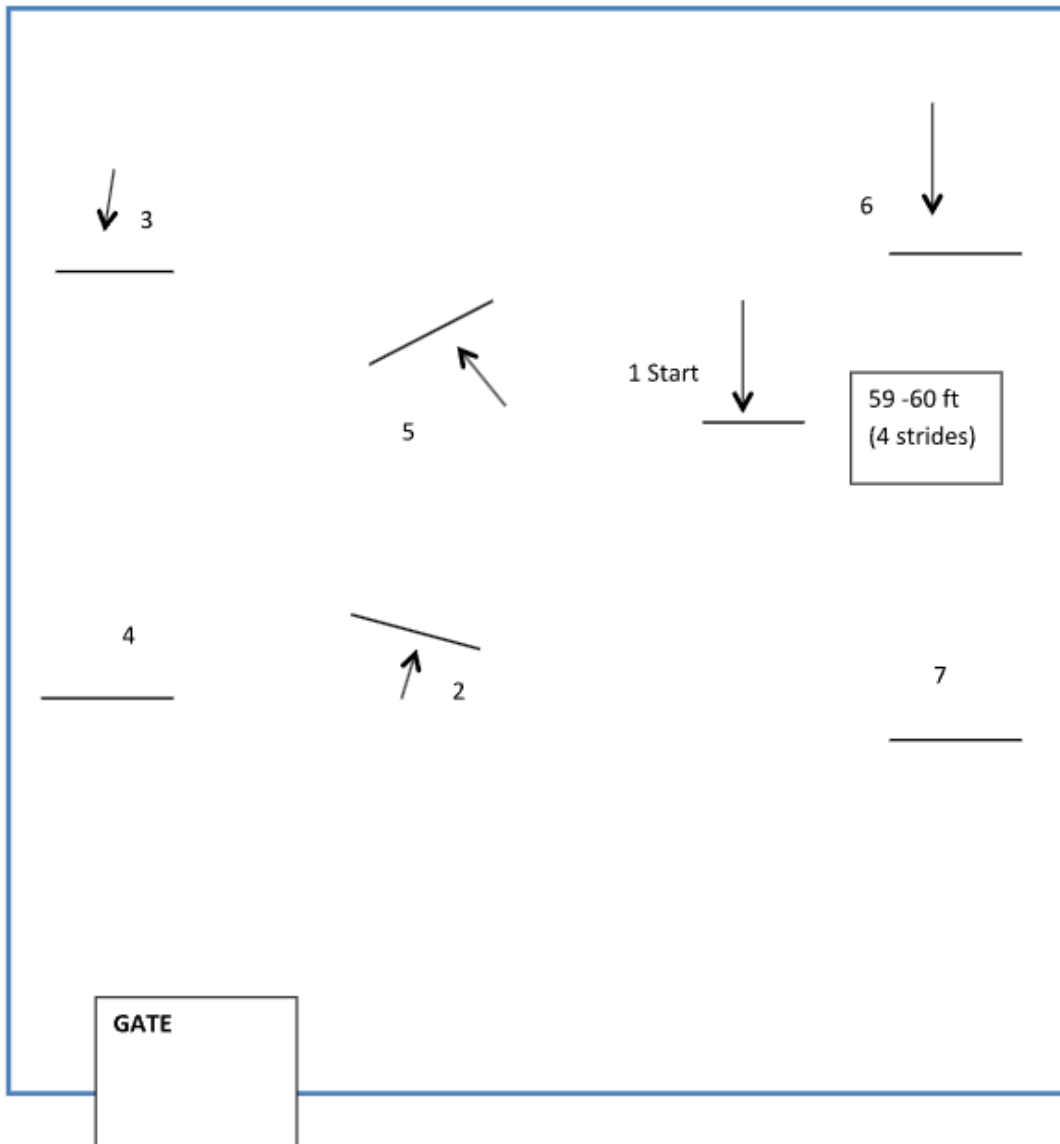
English Versatility Pattern for Classes 56, 57 & 58:



1. Forward Walk from Gate
2. Trot Up Center
3. Trot 4 Poles 3'3"
4. Canter Right Lead
5. Canter Across Center
6. Change Leads (Simple or Flying)
7. Build to Hand Gallop on Left Lead
8. Hand Gallop Two Rails/Cavalettis or Small Jumps
9. Collect Canter
10. Extended Trot
11. Halt and Back
12. Forehand Turn Right
13. Sitting Trot
14. Extended Walk to Exit

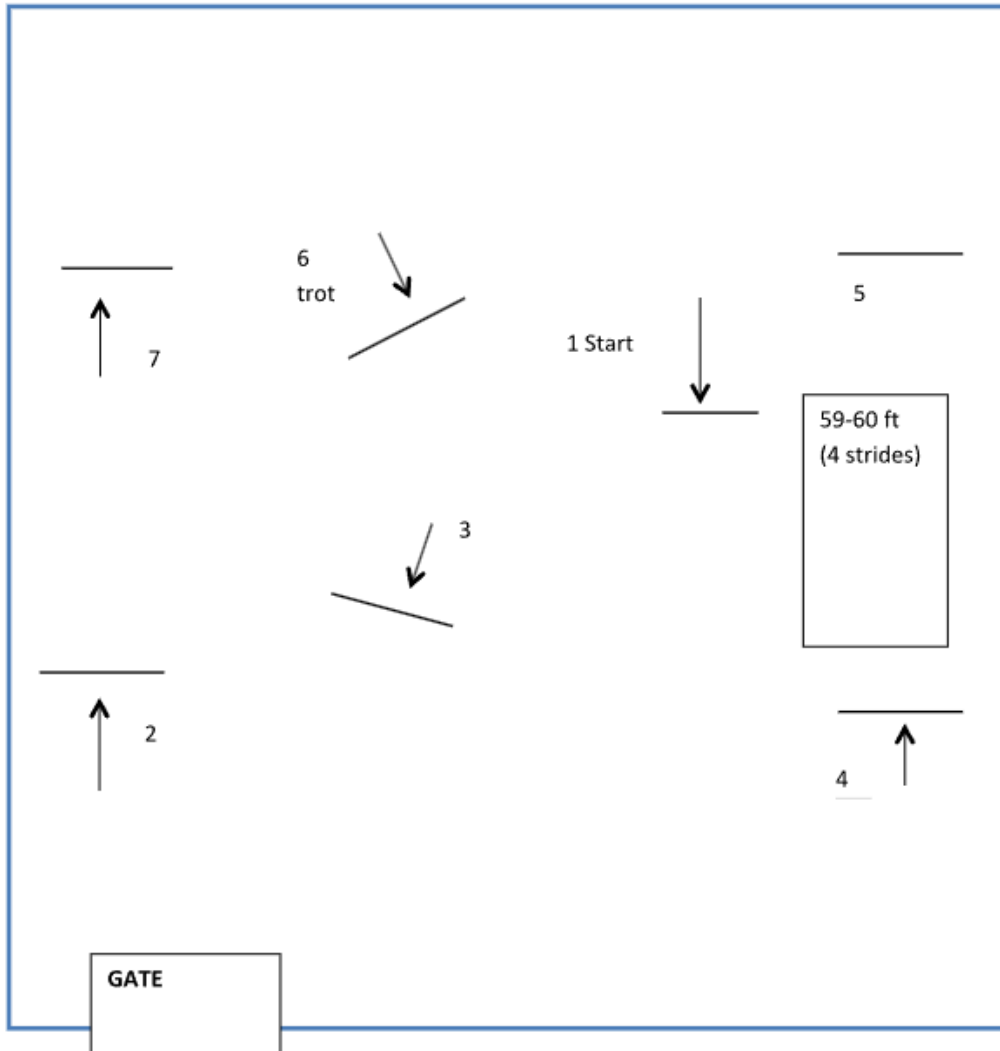


Patterns for ALL Hack Classes (59, 60, 61, 62):



Pattern for ALL Equitation Over Fences(63, 64, 65, 66):

Equitation



Pattern for ALL Working Hunter Over Fences (67, 68, 69, 70):

